

# Welcome Guide

## 4-Port Ultra Slim USB 3.0 Data Hub

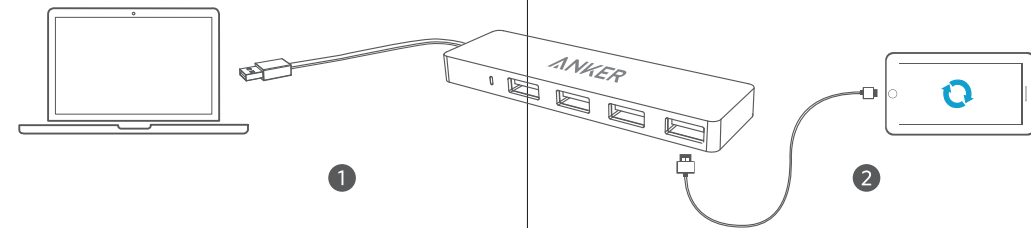
Bedienungsanleitung | 取扱説明書 | Guide d'Utilisation  
Manuale dell'Utente | Manual de Instrucciones | 使用说明书

### Using Your Hub

Verwenden Sie Ihren Hub | ハブの使用法  
Utilisation de votre hub | Usare il tuo Hub  
Usar tu Hub | Hub使用方法

#### 1. Plug it in

Stecken Sie es ein | 差し込みます | Branchez-le  
Attaccalo | Enchúfalo | 连接电脑



#### 2. Connect your devices

Verbinden Sie Ihre Geräte | 機器を接続  
Connectez vos appareils | Connetti i tuoi dispositivi  
Conecta tus dispositivos | 连接设备

#### To transfer data at superfast speeds, your computer, peripherals, cables and software must all support USB 3.0.

Um Datentransfer bei Höchstgeschwindigkeit zu erreichen müssen Computer, Peripheriegeräte, Kabel und Software alle USB 3.0. unterstützen.

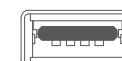
高速データ転送するためには、お使いのコンピュータ、周辺機器、ケーブル、ソフトウェアの全てがUSB 3.0に対応している必要があります。

Pour pouvoir effectuer des transferts de données à très haut débit, votre ordinateur, vos câbles, périphériques et logiciels doivent tous être compatibles USB 3.0.

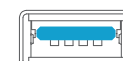
Per trasferire i dati alla velocità ottimale, è necessario che il tuo computer, cavi, software e periferiche supportino tutti lo standard USB 3.0.

Para transferir datos a la velocidad máxima soportada, es necesario que tu ordenador, periféricos, cables y software soporten USB 3.0 al unísono.

为达到最快输出速度，请保证你的电脑、外设、数据线 and 软件支持USB 3.0。



USB 2.0



USB 3.0

#### To ensure stable connections, connected devices should not exceed a combined current of 900 mA. Devices are usually rated as follows:

Um eine stabile Verbindung sicherzustellen, sollte der Gesamtstrom aller angeschlossenen Geräte 900mA nicht überschreiten. Zu Ihrer Referenz:

安定した接続のために、接続機器の合計電流が900mAを超えないようにして下さい。周辺機器に通常必要な電流は以下の通りです：

Pour pouvoir assurer des connections stables, les appareils connectés ne doivent pas dépasser un courant total de 900mA. A titre de référence :

Per assicurare la stabilità delle connessioni, la somma della corrente di tutti i dispositivi connessi non dovrebbe superare i 900mA. Facendo riferimento a queste informazioni:

Para asegurar conexiones estables, el consumo sumado de los dispositivos conectados no debe superar 900mA. A modo de referencia:

为保证稳定连接，连接设备电流不能超过900mA，设备通常额定电流如下：

	Mouse	100 mA
	Camera	300 mA
	Keyboard	500 mA
	External Hard Drive	900 mA

For FAQs and more information, please visit:



anker.com/support



@Anker Official  
@Anker Japan



@AnkerOfficial  
@Anker\_JP



@Anker

**ANKER**  
Charge Fast, Live More

A7516  
51005001994 V05

### Specifications

Spezifikationen | 製品の仕様 | Spécifications | Specifiche  
Especificaciones | 产品参数

	Data Speed	5 Gbps
	Supported Systems	Windows 8 / 7 / Vista / XP, Mac OS X 10.2 (and above)
	Size	4.2 × 1.2 × 0.4 in / 107 × 30 × 10 mm
	Weight	1.2 oz / 35 g

#### FCC Statement

This device complies with Part 15 of the FCC Rules. Operation is subject to the following two conditions: (1) This device may not cause harmful interference, and (2) this device must accept any interference received, including interference that may cause undesired operation.

Warning: Changes or modifications not expressly approved by the party responsible for compliance could void the user's authority to operate the equipment.

Note: This equipment has been tested and found to comply with the limits for a Class B digital device, pursuant to Part 15 of the FCC Rules. These limits are designed to provide reasonable protection against harmful interference in a residential installation.

This equipment generates, uses and can radiate radio frequency energy and, if not installed and used in accordance with the instructions, may

cause harmful interference to radio communications. However, there is no guarantee that interference will not occur in a particular installation. If this equipment does cause harmful interference to radio or television reception, which can be determined by turning the equipment off and on, the user is encouraged to try to correct the interference by one or more of the following measures: (1) Reorient or relocate the receiving antenna. (2) Increase the separation between the equipment and receiver. (3) Connect the equipment into an outlet on a circuit different from that to which the receiver is connected. (4) Consult the dealer or an experienced radio / TV technician for help.

#### IC Statement

This device complies with Industry Canada license-ICES-003. Operation is subject to the following two conditions: (1) This device may not cause interference, and (2) This device must accept any interference, including interference that may cause undesired operation of the device.

Le présent appareil est conforme aux CNR d'Industrie Canada applicables aux appareils radio exempts de licence. L'exploitation est autorisée aux deux conditions suivantes : (1) l'appareil ne doit pas produire de brouillage, et (2) l'utilisateur de l'appareil doit accepter tout brouillage radioélectrique subi, même si le brouillage est susceptible d'en compromettre le fonctionnement. This digital apparatus complies with CAN ICES-3(B)/NMB-3(B).

#### Declaration of Conformity

Hereby, Anker Innovations Limited declares that the product type A7516 is in compliance with Directive 2014/30/EU. The full text of the EU declaration of conformity is available at the following internet address: <http://www.anker.com>

Anker Innovations Limited | Room 1318.19, Hollywood Plaza-610 Nathan Road, Mongkok, Kowloon, Hong Kong

Anker Innovations Deutschland GmbH

Georg-Muche-Strasse 3, 80807 Munich, Germany

#### GB Declaration of Conformity

Hereby, Anker Innovations Limited declares that the product type A7516 is in compliance with the following Directives: The Restriction of the Use of Certain Hazardous Substances in Electrical and Electronic Equipment Regulations 2012 Electromagnetic Compatibility Regulations 2016 The full text of the GB declaration of conformity is available at the following internet address: <https://www.anker.com>  
Anker Technology (UK) Ltd  
Suite B, Fairgate House, 205 Kings Road, Tyseley, Birmingham, B11 2AA, United Kingdom

### Attention

Achtung | 注意 | Attention | Attenzione | Atención | 注意



#### Don't expose to liquids

Setzen Sie das Gerät keinen Flüssigkeiten aus

水分に触れないようにして下さい

Ne pas exposer à des liquides | Evitare il contatto con liquidi

Evitar el contacto con líquidos | 请勿接触液体



#### Don't disassemble

Nehmen Sie das Gerät nicht auseinander

危険ですので分解しないで下さい | Ne pas désassembler

Non smontare | No desarmar | 请勿拆卸



#### Avoid dropping

Lassen Sie das Gerät nicht fallen

過度な衝撃を与えないで下さい | Eviter de le faire tomber

Non farlo cadere | Evitar caídas | 避免跌落产品



#### Avoid extreme temperatures

Vermeiden Sie extreme Temperaturen

極端な温度下では使用しないで下さい

Eviter les températures extrêmes

Mantenerse lontano da temperature estreme

Mantener alejado de temperaturas extremas

请勿在过高或过低温度环境使用

### Customer Service

Kundenservice | カスタマーサポート | Service Client

Servizio ai Clienti | Atención al Cliente | 客服支持



#### 18-month limited warranty

18 Monate beschränkte Herstellergarantie | 18ヶ月保証

Garantie de 18 mois | Garanzia limitata 18 mesi

Garantía limitada de 18 meses | 18个月质保期



#### Lifetime technical support

Lebenslanger technischer Support | テクニカルサポート

Support technique à vie | Supporto tecnico a vita

Asistencia técnica de por vida | 终身客服支持

✉ support@anker.com



1-800-988-7973 | Mon-Fri 9:00-5:00 PST (US)

03-4455-7823 | Mon-Fri 9:00-17:00 (日本)

069-9579-7960 | Mon-Fri 6:00-11:00 (DE)

400-0550-036 | Mon-Fri 9:00-17:30 (中国)